

The CPRmeter™ helps to ensure Quality CPR

Regular CPR training will always be important to prepare the trained rescuer; but the real emergency situation can be both dramatic and stressful.

Research has shown that the CPR quality given in and out of hospital during cardiac arrest is sub-optimal.⁷⁻⁹

The CPRmeter™ helps to guide the rescuer to deliver quality CPR by providing dynamic, real-time feedback on the essential parameters of CPR.



Good depth, release and rate



Compress deeper




Release between compressions



Compress slower



Inactivity time



Compression counter

REFERENCES

- Cobb LA, Fahrenbruch CE, Walsh TR, Copass MK, Olsufka M, Breskin M, Hallstrom AP. Influence of cardiopulmonary resuscitation prior to defibrillation in patients with out-of-hospital ventricular fibrillation. *JAMA*. 1999; 281: 1182-1188.
- Wik L, Hansen TB, Fylling F, Steen T, Vaagenes P, Auestad BH, Steen PA. Delaying defibrillation to give basic cardiopulmonary resuscitation to patients with out-of-hospital ventricular fibrillation: a randomized trial. *JAMA*. 2003; 289: 1389-1395.
- Vilke GM, Chan TC, Dunford JV, Metz M, Ochs G, Smith A, Fisher R, Poste JC, McCallum-Brown L, Davis DP. The three-phase model of cardiac arrest as applied to ventricular fibrillation in a large, urban emergency medical services system. *Resuscitation*. 2005; 64: 341-346.
- AHA guidelines for Cardiopulmonary Resuscitation & and Emergency Cardiovascular Care, Part 4: adult Basic Life Support. *Circulation*. 2005; 112(suppl IV).
- ERC guidelines for Resuscitation 2005. *Resuscitation* 2005; 67(S1)
- Tomlinson AE, Nysaether J, Kramer-Johansen J, Steen PA, Dorph E. Compression force-depth relationship during out-of-hospital cardiopulmonary resuscitation. *Resuscitation*. 2007; 72: 364-370.
- Abella BS, Alvarado JP, Myklebust H, Edelson DP, Barry A, O'Hearn N, Vanden Hoek TL, Becker LB. Quality of cardiopulmonary resuscitation during in-hospital cardiac arrest. *JAMA*. 2005; 293: 305-310.
- Wik L, Kramer-Johansen J, Myklebust H, et al (2005). Quality of cardiopulmonary resuscitation during out-of-hospital cardiac arrest. *JAMA* 293:299:304.
- Abella BS, Sandbo N, Vassilatos P, Alvarado JP, O'Hearn N, Wigder HN, Haffman P, Tynus K, Vanden Hoek TL, Becker LB. Chest compression rates during cardiopulmonary resuscitation are suboptimal: a prospective study during in-hospital cardiac arrest. *Circulation*. 2005; 111: 428-434.
- Dine CJ, Gersh RE, Leary M, Riegel BJ, Bellini LM, Abella BS. Improving cardiopulmonary resuscitation quality and resuscitation training by combining audiovisual feedback and debriefing. *Crit Care Med*. 2008; .
- Edelson DP, Litzinger B, Arora V, Walsh D, Kim S, Lauderdale DS, Vanden Hoek TL, Becker LB, Abella BS. Improving in-hospital cardiac arrest process and outcomes with performance debriefing. *Arch Intern Med*. 2008; 168: 1063-1069
- Wik L, Thowsen J, Steen PA. An automated voice advisory manikin system for training in basic life support without an instructor. A novel approach to CPR training. *Resuscitation*. 2001; 50: 167-172.
- Wik L, Myklebust H, Auestad BH, Steen PA. Retention of basic life support skills 6 months after training with an automated voice advisory manikin system without instructor involvement. *Resuscitation*. 2002; 52: 273-279.
- Data on File, Laerdal Medical AS. 2009
- Chamberlain DA, Hazinski MF, European Resuscitation Council, American Heart Association, Heart and Stroke Foundation of Canada, Australia and New Zealand Resuscitation Council, Resuscitation Council of Southern Africa, Consejo Latino-Americano de Resuscitacion. Education in resuscitation. *Resuscitation*. 2003; 59: 11-43.
- Kaye W, Mancini ME. (1986), "Retention of cardiopulmonary resuscitation skills by physicians, registered nurses, and the general public". *Critical Care Medicine*, 14, 620-622.
- Moser DK, Coleman S. (1992), "Recommendations for improving cardiopulmonary resuscitation skills retention", *Heart Lung*, 21, 372-380
- Broomfield R. (1996), "A quasi-experimental research to investigate the retention of basic cardiopulmonary resuscitation skills and knowledge by qualified nurses following a course in professional development", *Journal of Advanced Nursing*, 23, 1016-1023.
- Smith KK, Gilcreast D, Pierce K. (2008) Evaluation of staff's retention of ACLS and BLS skills. *Resuscitation*; 78: 59-65.



CPRmeter™

ORDERING INFORMATION

Part No.	Description
801-00140	CPRmeter™ including battery, patient adhesives 3pk, 1Gb MicroSD card, sleeve and user guide

Consumables	Description
801-10850	Patient Adhesives (10 x 3 pack)

Accessories	Description
801-10150	Red Sleeve
801-10550	Carry Case
801-20150	CPR Review Software (Download only)

Directions for Use
(free on Internet)



CPRmeter™

www.laerdal.com

 **Laerdal**
helping save lives

 **Laerdal**
helping save lives

Quality CPR Matters

The trained rescuer knows that when faced with a sudden cardiac arrest patient, time and optimal therapy is critical for survival.

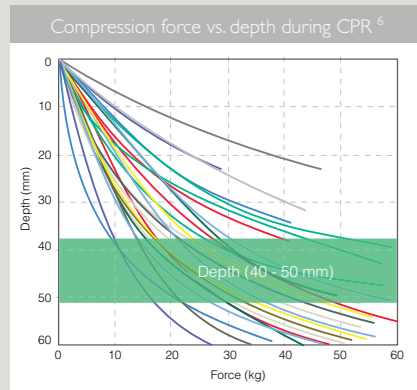
Quality CPR combined with early defibrillation is essential to improve survival.¹⁻³

Guidelines⁴⁻⁵ provide direction on a number of parameters that define Quality CPR. However, the challenge for all emergency healthcare providers remains:

How can guidelines compliant CPR be delivered consistently throughout healthcare organisations?

Patients Vary⁶

Guidelines recommend compressing the patients' chest at least 4 - 5 cm. This in itself is hard to judge by rescuers, and made even harder because the required compression force on individual patients' chests varies greatly. In fact, Tomlinson et al (2007) showed that patients' chests require a compression force ranging from 10 - 55 kg force to reach the minimum compression depth.⁶



The CPRmeter™ uses an advanced measurement technology which guides the trained rescuer to deliver guidelines compliant chest compressions regardless of the chest stiffness of an individual patient.

Quality Assurance + Quality Improvement

While survival rates from sudden cardiac arrest have remained virtually unchanged for 25 years, recent studies have shown that significant improvements in patient outcomes are possible when healthcare organisations implement systematic QA and QI initiatives.¹⁰⁻¹¹

Using Laerdal's latest generation of Q-CPR technology, the CPRmeter™ records and documents CPR performance.

This opportunity to debrief events objectively is essential to facilitate team improvement and establish best practice to help improve patient outcomes.¹⁰⁻¹¹

CPR Report Card

Case ID:	00043_F5
Case date:	01.04.2009
Case time:	00:00:00
Crew ID 1:	
Crew ID 2:	
Case duration:	00:12:55

Q-CPR Review

Start to end	Duration	Compressions	Average depth	Average rate	Good compressions	Complete release	Adequate depth	Good rate	Flow time
Selected area(s)	00:00:18	32	48 mm	109 /min	100%	100%	100%	100%	72%
Multiple cases	00:29:55	2101	47 mm	113 /min	83%	96%	93%	92%	62%

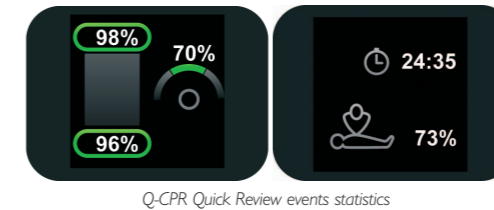
Q-CPR Review

An optional Micro SD card can capture comprehensive CPR event statistics for in-depth evaluation and debriefing. A quick download into the Q-CPR Review software enables the user to:

- Create a graphical view of a CPR case for debriefing
- Create and print an individual CPR Report Card
- Compile CPR event statistics for multiple cases

The Q-CPR Review software provides the foundation for a successful CPR quality improvement programme.

= Improved Patient Outcomes



Q-CPR Quick Review

The opportunity for trained responders to immediately self-evaluate their CPR performance is both an empowering and motivating feature of the CPRmeter™. This can help reassure that optimal CPR has been delivered or highlight areas for improvement for discussion during the de-brief.

CPRmeter™

Improves CPR Skills Retention¹²⁻¹⁴

CPR training for both ALS and BLS courses requires demonstration of guidelines compliant CPR.¹⁵ Studies indicate that CPR skills decrease quickly following traditional CPR training¹⁶⁻¹⁸. More frequent refresher training, more hands-on skills practice and reduced intervals of re-certification have been highlighted as methods to address this problem.¹⁹

A valuable solution for recommended low dose, high frequency refresher training, the CPRmeter™ used with a manikin can help the trainee to improve and maintain CPR skills, while helping the instructor to easily assess competence for re-certification.



Built to Last

Its rugged construction and excellent viewing angles, even in difficult environmental conditions, makes the CPRmeter™ ideally suited to the emergency situation.

The CPRmeter™ can be upgraded to work with future revised guidelines.