





Capturing Simulation for Debriefing






Welcome to the
2010 National Sun Meeting!

**Capturing Simulations for Better
Debriefing**
Kelly McKeever
Bob Kimberling






Learning Objectives

Upon completion of this session, you will be able to:

1. Discuss benefits of using video in debriefing.
2. Discuss confidentiality and consent issues related to video recording simulation performance.
3. Record a simulation using the simulator's web camera.
4. Access and view the debriefing file using the Debrief Viewer.
5. Save and distribute the debriefing video.
6. Add comments to the debriefing video.
7. Reference the material to discuss questions to ask A/V vendors.

Consulting • Education • Support
<http://simulation.laerdal.com>

The Value of Video in Debriefing

- Adds perspective; how you performed rather than how you think you performed
- Can be useful in modeling both technical skills and behaviors
- More research is needed to determine educational effectiveness

Consulting • Education • Support
<http://simulation.laerdal.com>



SUN user NETWORK **Laerdal**

Confidentiality and Consent Issues Related to Video Recording Simulation Performance

- Photographing or videotaping a person without their knowledge or consent may subject you to a lawsuit for invasion of privacy.
- The best way to protect your organization is to obtain the subject's written permission or consent to be video taped.
- Check with your organization's legal counsel for advice on video recording training.

Consulting • Education • Support
<http://simulation.laerdal.com>

SUN user NETWORK **Laerdal**

Sample Video Consent Form

AUTHORIZATION OF CONSENT TO PHOTOGRAPH AND PUBLICIZE
FOR SAMUEL MERRITT COLLEGE

The undersigned hereby authorizes the Samuel Merritt College (SMC) to photograph or permit other persons to photograph or film (name) _____

The photographs or film in any format, as well as videotape, videodisc and any other mechanical means of recording and reproducing images, may be used for marketing and public relations pieces distributed to the general public. Distribution may be accomplished in any manner including electronic broadcast media. Use is subject to the following limitations:

The undersigned hereby waives any right to compensation and holds SMC harmless from and against any claim for injury or compensation resulting from the activities authorized by this agreement.

Dated: _____
 Signature: _____

Courtesy of Samuel Merritt University – College of Nursing <http://simulation.laerdal.com>

SUN user NETWORK **Laerdal**

Record a simulation using the simulator's webcam

- **Description:** Record video and audio from simulation for future playback.
- **Benefit:** Simulation video may supplement the debriefing process.




Consulting • Education • Support
<http://simulation.laerdal.com>



SUN SOLUTIONS NETWORK **user** **Laerdal** MEDICAL SIMULATION

Webcam Tips

- The camera supplied with SimMan & SimBaby has a narrow angle of view (zoomed in)
- Logitech C905 has a wide angle view, autofocus, & higher definition
- Will require a USB extension
- Camera is very small and light
- Will cost about \$80-\$100




Consulting · Education · Support
<http://simulation.laerdal.com>

SUN SOLUTIONS NETWORK **user** **Laerdal** MEDICAL SIMULATION

Record a simulation using the simulator's webcam

Directions:

- With Simulator software closed, double-left click on the Logitech icon - this will open the QuickCam
- Make sure webcam is plugged into laptop.
- Left-click on the QuickCapture icon
- View the camera's image and adjust camera as necessary
- Close the QuickCapture software.
- Open Simulator software.



Consulting · Education · Support
<http://simulation.laerdal.com>

SUN SOLUTIONS NETWORK **user** **Laerdal** MEDICAL SIMULATION

Let's point a real Webcam

- We will use the Quick Capture feature to see the camera view
- We will start the SimMan program to see how video is started




Consulting · Support
<http://simulation.laerdal.com>



Access the Debriefing Video using the Debrief Viewer

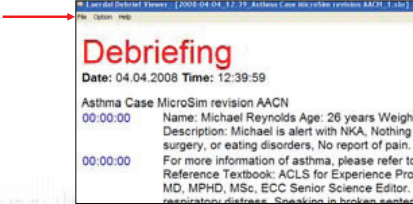
- Click on "Debrief" when you're ready to debrief.



Consulting · Education · Support
http://simulation.laerdal.com

Save and Distribute the Debriefing video

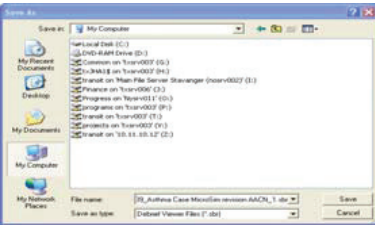
- Click on **File-Save**



Consulting · Education · Support
http://simulation.laerdal.com

Save and Distribute the Debriefing video

- Select flash drive or point the file to other location



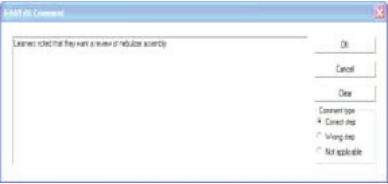
Consulting · Education · Support
http://simulation.laerdal.com



SIN user NETWORK **Laerdal**

Add comments to the debriefing video

- Right click in log to add comment

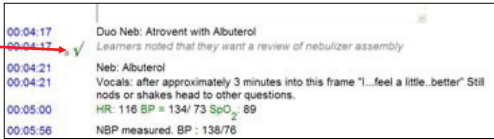


Consulting • Education • Support
<http://simulation.laerdal.com>

SIN user NETWORK **Laerdal**

Add comments to the debriefing video

- Comment is added to the log



Consulting • Education • Support
<http://simulation.laerdal.com>

SIN user NETWORK **Laerdal**

Advanced Video System



Consulting • Education • Support
<http://simulation.laerdal.com>

SUN user NETWORK **Laerdal**

Advanced Video System

- Allows for multiple video feeds
- Allows for audio feed
- Allows live streaming
 - Distance learning
 - Large groups
 - Security

Consulting • Education • Support
<http://simulation.laerdal.com>

SUN user NETWORK **Laerdal**


Questions to Ask A/V Vendor

- Cameras
 - Pan-tilt-zoom (PTZ) or fixed
 - 3 cameras per simulator is ideal
 - Head, side, foot
 - PTZ controller
 - Microphone/audio mixer
 - Cables (composite, RCA, BNC)

Consulting • Education • Support
<http://simulation.laerdal.com>

SUN user NETWORK **Laerdal**

Let's Look at a File



Consulting • Education • Support
<http://simulation.laerdal.com>



SUN SOLUTIONS NETWORK **user** **Laerdal**

Reference

- Fanning, R.M., Gaba, D.M: The Role of Debriefing in Simulation-Based Learning. *Simulation in Healthcare* 2007; 2:115-125.

Consulting · Education · Support
<http://simulation.laerdal.com>

SUN SOLUTIONS NETWORK **user** **Laerdal**





Next Steps

- Practice....
- Set realistic goals
- Develop an action plan
- Faculty enrichment/Continuing Education/Staff Development
- Budget for formal training
 - Time: Hands-on time with Simulator
 - Financially: Custom training with Simulation Experts
- Networking
- Set time lines and realistic goals

Consulting · Education · Support
<http://simulation.laerdal.com>

SUN SOLUTIONS NETWORK **user** **Laerdal**

What Else Does Laerdal Have to Offer..

<p>Introductory Courses</p> 	<p>Teaching Scenarios</p> 	<p>Custom Education</p> 
<p>Courseware</p> 		

Consulting · Education · Support
<http://simulation.laerdal.com>
